


13-15 June 2024
Le Pouliguen (France)

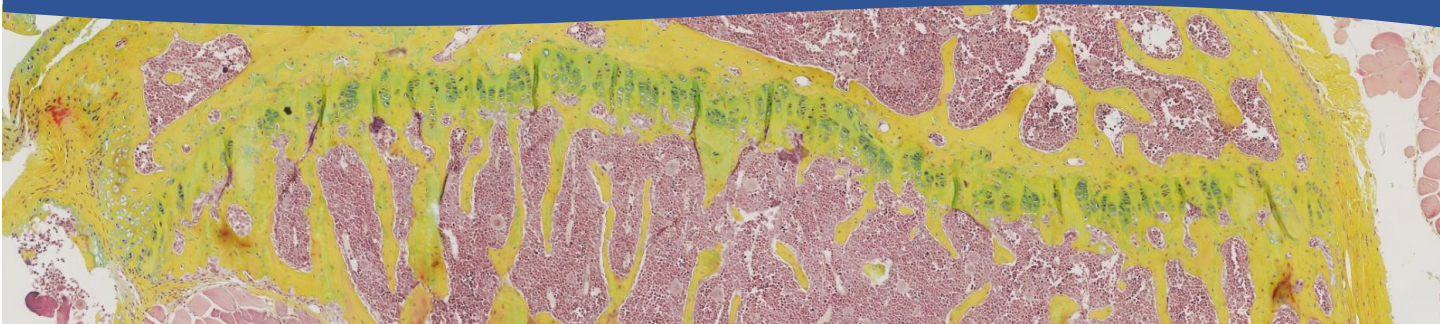


EuSARC 2024


6th Annual meeting



The Biology of Sarcoma: from Basic Mechanisms to Innovative Therapies



Organized by:



EuSARC

Program



eusarc.net



EuSARC 2024

13-15 June 2024 Le Pouliguen (France) 6th Annual meeting


Welcome to Le Pouliguen!



The two days meeting will be dedicate to knowledge exchange, and human interaction around the translational research in the field of sarcomas. Since 2017, the main goal of EusARC is to shape a network of scientists and clinicians that strongly wish to further improve outcome for patients affected with sarcomas. EuSARC is a platform of communication for young researchers. The paucity of sarcomas, their diversity and evolution make them difficult to diagnose and treat. Indeed, despite great advances in the treatment of localized disease that have been achieved in past decades, outcome for patients with metastatic or relapsed disease still remains unacceptably low.

I am convinced that a better understanding of the biology of sarcomas should lead to the development of new therapeutic approaches less toxic and personalized to each patient. Similarly to the previous Editions, EuSARC 2024 will be focused on the topic 'From basic mechanisms to innovative therapies' and shall provide a forum to help bridging the gap between molecular discoveries and clinical translation". To improve the outcome of sarcoma patients, a joint effort of many disciplines is required at the international level, and I hope that the EuSARC 2024 conference will contribute to this aim.

Dominique Heymann
EuSARC 2024
Chair





GENERAL INFORMATION

ACCOMMODATION

WESTOTEL "Le Pouliguen"

6 boulevard de la Libération
44510 Le Pouliguen, France
+33 (0)2 55 40 00 00

GOLDEN TULIP "La Baule"

12-14 Avenue De La Lieutenante
44500 La Baule Escoublac, France
+33 (0)2 72 25 2121

CONFERENCE

Salle "Le Pouliguen"

WESTOTEL "Le Pouliguen"
6 boulevard de la Libération
44510 Le Pouliguen, France
+33 (0)2 55 40 00 00

SOCIAL EVENT

Restaurant "Vue Mer"

by WESTOTEL
22 Rue de la Plage
44510 Le Pouliguen, France





SCIENTIFIC COMMITTEE

Dominique Heymann - *Institut de Cancérologie de l'Ouest, Nantes Université - Nantes, France*

Nicola Baldini - *University of Bologna, Istituto Ortopedico Rizzoli - Bologna, Italy*

Thomas Grünewald - *German Cancer Research Center & Hopp-Children's Cancer Center - Heidelberg, Germany*

Eleni Thomazou - *St. Anna Children's Cancer Research Institute - Vienne, Austria*

Fernando Lecanda- *CIMA University of Navarra- Navarra, Spain*

Marie-Francoise Heymann - *Institut de Cancérologie de l'Ouest, Nantes Université - Nantes, France*

Emmanuelle Bompas - *Institut de Cancérologie de l'Ouest - Nantes, France*

Javier Muñoz- *Institut de Cancérologie de l'Ouest, Nantes Université - Nantes, France*

Axelle Renodon-Corniere - *Institut de Cancérologie de l'Ouest, Nantes Université - Nantes, France*

SCIENTIFIC SECRETARIAT

eusarc@ico.unicancer.fr





AIMS

- ✓ **INCREASE KNOWLEDGE** - To provide a forum to increase knowledge in sarcoma biology and pathophysiology in order to offer a more effective patient care.
- ✓ **FILL THE GAP** - To fill the gap between biological and clinical research.
- ✓ **NETWORK** - To establish and consolidate a network of scientists who are keen to collaborate in the field of sarcoma.
- ✓ **PROMOTE ACTIONS** - To promote actions to encourage and support in-training scientists in sarcoma research.
- ✓ **RAISE PUBLIC AWARENESS** - To raise public awareness on the clinical relevance of sarcomas and the importance of promoting sarcoma research.





Day 1 – Thursday, 13th June 2024

17:15 **Registration**

18:00 – 18:15 **Opening**

Chair: Dominique Heymann

18:15 – 19:30 **Invited Lecturer 1: Carina MARQUES**

University of Texas Rio Grande Valley, USA.

“Paleopathology: Lessons to learn from the past”

19:30 **Welcome reception**

Day 2 – Friday, 14th June 2024

08:00 **Registration**

Session 1 - **Chairs: Sibylle Mittnacht & Shunya Ohmura**

08:30 – 09:00 **Invited Lecturer 2: Pierre-Alexandre VIDI**

Institut de Cancerologie de l’Ouest, Angers, France.

“Chromatin motions and DNA repair: from de basic to clinical applications in oncology”

09:00 – 09:15 **Oral communication 1**

“A novel cellular model to investigate direct transcriptional effects of the CIC::DUX4 fusion protein ”

Gabriele Manhart

09:15 – 09:30 **Oral communication 2**

“Synovial Sarcoma Chromatin Dynamics Reveal a Continuum in SS18:SSX Reprogramming”

Jakob Hofvander

09:30 – 09:45 **Oral communication 3**

“USP7 role in fusion-positive rhabdomyosarcoma tumorigenesis ”

Pablo Táboas Outón

09:45 – 10:00 **Oral communication 4**

“Pevonedistat deregulates EWSR1-FLI1 activity in Ewing sarcoma through proteasome-mediated RING1B degradation ”

Sara Sánchez Molina

10:00 – 10:30 **Flash talks 1 (1-6)**



Day 2 – Friday, 14th June 2024

10:30 – 11:00 **Coffee Break – Poster session**

Session 2 - Chairs: Aurélie Dutour & Javier Muñoz

11:00 – 11:30 **Invited Lecturer 3: Sébastien WÄLCHI**

Oslo University Hospital, Norway.

“Immune therapies in osteosarcomas”

11:30 – 11:45 **Oral communication 5**

“Inhibiting the S6K2-hnRNPA1 signalling pathway to induce apoptosis and sensitize osteosarcoma cells to cytokine-based immunotherapy”

Anil Paul Chirackal Manavalan

11:45 – 12:00 **Oral communication 6**

“The role of macrophages in osteosarcoma growth and metastasis”

Daniel Doro

12:00 – 12:15 **Oral communication 7**

“Macrophage Reprogramming Promotes Antitumor Responses in Novel Lung Osteosarcoma Metastasis Models ”

Fernando Lecanda

12:15– 12:30 **Oral communication 8**

“Induction of senescence-associated secretory phenotype elicits natural killer cell-mediated immune response against Ewing sarcoma”

Shunya Ohmura

12:30 – 13:00 **Flash talks 2 (7-12)**

13:00 – 14:30 **Lunch – Poster session**

Session 3 - Supported by the Fondation ARC

- Chairs: Alison Gartland & Frédéric Lézot

14:30 – 15:00 **Invited Lecturer 4: Jean-Yves BLAY**

Centre Leon Berard, Lyon, France.

“Recent translational advances of sarcoma treatment”

15:00 – 15:15 **Oral communication 9**

“Identification of novel therapeutic candidates in chondrosarcoma by a systems- and chemo-proteomic approach ”

James Dunford



Day 2 – Friday, 14th June 2024

15:15 – 15:30 Oral communication 10

“Identification of ephrin receptor A/AKT axis as a novel molecular mechanism affecting migration and malignancy in CIC-DUX4 sarcomas”

Lisa Toracchio

15:30 – 15:45 Oral communication 11

“Preclinical efficacy of NXP800, a novel oral molecule, for targeting cellular stress in osteosarcoma”

Emma Racineau

15:45 – 16:00 Oral communication 12

“A personalized medicine approach identifies enasidenib as an efficient treatment for IDH2 mutant chondrosarcoma”

René Rodríguez

16:00 – 16:30 Flash talks 3 (13-18)

16:30 – 16:40 Sponsors

16:40 – 17:00 Coffee Break – Poster session

Session 4 - Chairs: Katie Finegan & Adam Cribbs

17:00 – 17:30 Invited Lecturer 5: Paul HUANG

Institute of cancer Research, London, UK.

“Integrative omic approaches to study the pathogenesis of sarcomas”

17:30 – 17:45 Oral communication 13

“MDM2 amplification in rod-shaped chromosomes provides clues to early stages of circularized gene amplification in liposarcoma”

Saskia Sydow

17:45 – 18:00 Oral communication 14

“Single-cell transcriptome analysis of tumor and stromal compartments of osteosarcoma primary tumors and metastatic lesions”

Mónica Pascual García

18:00 – 18:15 Oral communication 15

“The proteogenomic subgroups of treatment resistant osteosarcoma”

Ashok Kumar Jayavelu



Day 2 – Friday, 14th June 2024

18:15 – 18:30 **Oral communication 16**

“Clinical implications and molecular features of extracellular matrix networks in soft tissue sarcomas”

Valeriya Pankova

20:00 **Social Dinner**

Day 3 – Saturday, 15th June 2024

Session 5 - Chairs: Sofia Avnet & Martin Distel

09:00 – 09:30 **Flash talks 4 (19-24)**

09:30 – 10:00 **Invited Lecturer 6: Catherine ANDRE**

Institute of Genetic & Development of Rennes, Rennes, France.

“Genetic of canine sarcomas: applications to the human pathology”

10:00 – 10:15 **Oral communication 17**

“Spatially defined transcriptomic and proteomic profiling of canine soft-tissue sarcoma subtypes and matched normal tissue”

Enni Markkanen

10:15 – 10:30 **Oral communication 18**

“Delineating the role of hypoxic extracellular vesicles in pulmonary metastasis of osteosarcoma”

Karan Mehul Shah

10:30 – 10:45 **Oral communication 19**

“Unfolded protein response triggered by extracellular acidosis integrates lipid metabolism and antioxidant response in osteosarcoma cells”

Margherita Cortini

10:45 – 11:00 **Oral communication 20**

“Somatic gene delivery for flexible *in vivo* modeling of high-risk sarcoma”

Roland Imle

11:00 – 11:30 **Flash talks 4 (25-30)**

11:30 **Awards presentation - Closing remarks**

12:00 **Lunch and Departure**



Flash Talks

- 1 “Unveiling the role of Mediator complex in Ewing Sarcoma tumorigenesis” [Irene Cuervas Oliveiras](#)
- 2 “CDK4 is co-amplified with either TP53 promoter gene fusions or MDM2 through distinct mechanisms in osteosarcoma” [Karim Saba](#)
- 3 “Drug Perturbed Protein-Protein Interaction Network of TP53 in Cancer” [Lianghao mao](#)
- 4 “Aurora kinase b inhibitors: a search for new combinatorial strategies to target Ewing sarcoma” [María Sánchez Jiménez](#)
- 5 “Acidic tumor microenvironment promotes S1P-mediated histone acetylation to increase osteosarcoma aggressiveness” [Sofia Avnet](#)
- 6 “CRISPR-Based live cell imaging unveils chromatin dynamics at non-Repetitive loci in Ewing Sarcoma” [Sarah Morice](#)
- 7 “The inflammation/immunity status of osteosarcomas: Role of cancer stem cells” [Dominique Modrowski](#)
- 8 “GD2-targeted next generation CAR T cells for osteosarcoma” [María del Carmen Rodríguez](#)
- 9 “The transcription factor ZEB1 shapes osteosarcoma aggressiveness by affecting tumor cell differentiation and stemness features” [Caterina Cascini](#)
- 10 “The balancing roles of pro-inflammatory cytokines on the efficacy of oncolytic coxsackievirus A-21 in Ewing sarcoma” [Richard Baugh](#)
- 11 “Therapeutic targeting of macrophage haem oxygenase-1 for prevention of osteosarcoma pulmonary metastasis” [Michael Dack](#)
- 12 “Modeling Ewing sarcoma in zebrafish” [Martin Distel](#)
- 13 “Development and Challenges of PLA-based Drug Delivery Systems against Osteosarcoma” [Angela Scala](#)
- 14 “Collaborative role of TRIM33 and HSF1 in orchestrating malignant transcriptional programs during osteosarcoma progression ” [Morgane Lallier](#)
- 15 “Established Markers Lack Reliability as Cancer Stem Cell Identifiers in Soft Tissue Sarcoma” [Linda Vidova](#)
- 16 “Preclinical evaluation of hits from high throughput screening in osteosarcoma mouse models” [Luke Tattersall](#)
- 17 “The target of EWS-FLI1, Kv1.2, modulates the YAP/Hippo signaling pathway and the proliferation of Ewing sarcoma cells” [Maryne Dupuy](#)
- 18 “Anti-tumoral effect of osteoblasts-derived extracellular vesicles loaded with methotrexate, doxorubicin, and cisplatin for osteosarcoma treatment” [Luca Giacchi](#)
- 19 “Cellular quiescence as a mechanism of chemoresistance in osteosarcoma” [Lucia Cottone](#)
- 20 “SarcDBase: a tool for detection of genetic alterations in sarcoma” [Valeria Difilippo](#)
- 21 “Genomic and phenotypic stability in COTF-driven pediatric sarcoma cell lines” [Merve Kasan](#) (presented by [Thomas Grünewald](#))
- 22 “DNA methylation profiling of bone and soft tissue tumours: an additional tool for classification and identifying new tumor types” [Baptiste Ameline](#)
- 23 “Novel prognostic markers in osteosarcoma” [Pert Benes](#)
- 24 “A high-throughput drug screening and multi-omics approach in the identification of novel therapies for soft tissue sarcomas with complex karyotypes” [Miriam Arrulo](#)



- 25 "Generation of preclinical models of bone sarcoma based on tissue engineering" [Cristina Viera Bardon](#)
- 26 "Study of the role of microRNAs-encapsulated in extracellular vesicles in osteosarcoma" [Emeline Coart](#)
- 27 "Advanced Tumour Engineered 3D Models of Osteosarcoma as in vitro predictive preclinical platforms" [Giada Bassi](#)
- 28 "Development of an innovative microdissection platform to study tumor spatial heterogeneity" [Maxime Golias](#)
- 29 "Radiotherapy and CAR T cell combination for pediatric sarcomas" [Virginia Laspidea](#)
- 30 "Engineering an Osteosarcoma-on-a-Chip with an endothelial barrier for advanced drug screening" [Maria Veronica Lipreri](#)

Poster Communication

- 1 "Is it possible to treat osteosarcoma using a stimuli-responsive drug delivery system based on magnetic sugammadex?" [Ana Laura Coria Gutiérrez](#)
- 2 "ACF1 contribution to the Replication Stress Response (RSR) pathways induced by EWSR1-FLI1 oncogene in EwS" [Carla Rios Astorch](#)
- 3 "Enhancing Excellence for the Design, Development and Investigation of Advanced Predictive and Therapeutic Osteosarcoma Models" [Giada Bassi](#)
- 4 "Development of multifunctional microfluidic chips for isolation, 3D culture of circulating and rare tumor cells and screening of therapeutic molecules: towards personalized medicine" [Isidora Panez](#)
- 5 "Developing novel bioactive materials for bone cancer applications" [Juan Ignacio Cadiz-Miranda](#)
- 6 "Oestrogen has a protective effect on chondrosarcoma growth in vitro and in vivo" [Karan Mehul Shah](#)
- 7 "Characterization of Minnelide's biological effects on osteosarcoma cell lines" [Léa Lassous](#)
- 8 "Bi-functional gallium-containing biomaterials for osteosarcoma therapy" [Lucas Souza](#)
- 9 "Mechanism of tropomyosin 2 deregulation in osteosarcoma" [Lucia Knopfová](#)
- 10 "Home-Away-From-Home for Osteosarcoma: Developing An Organotypic Platform To Improve Therapy Discoveries" [Luke Farrow](#)
- 11 "Hybrid Hydrogel/Hydroxyapatite-Based 3D In Vitro Osteosarcoma Model: Advancing in Drug Screening and Therapeutic Development" [Mohamed Saqawa](#)
- 12 "Icure: Enabling Integrated Craniofacial Ultrarare Disease Research through comprehensive data and material collection - an update" [Sibylle Mittnacht](#)

Thanks to our sponsors:

